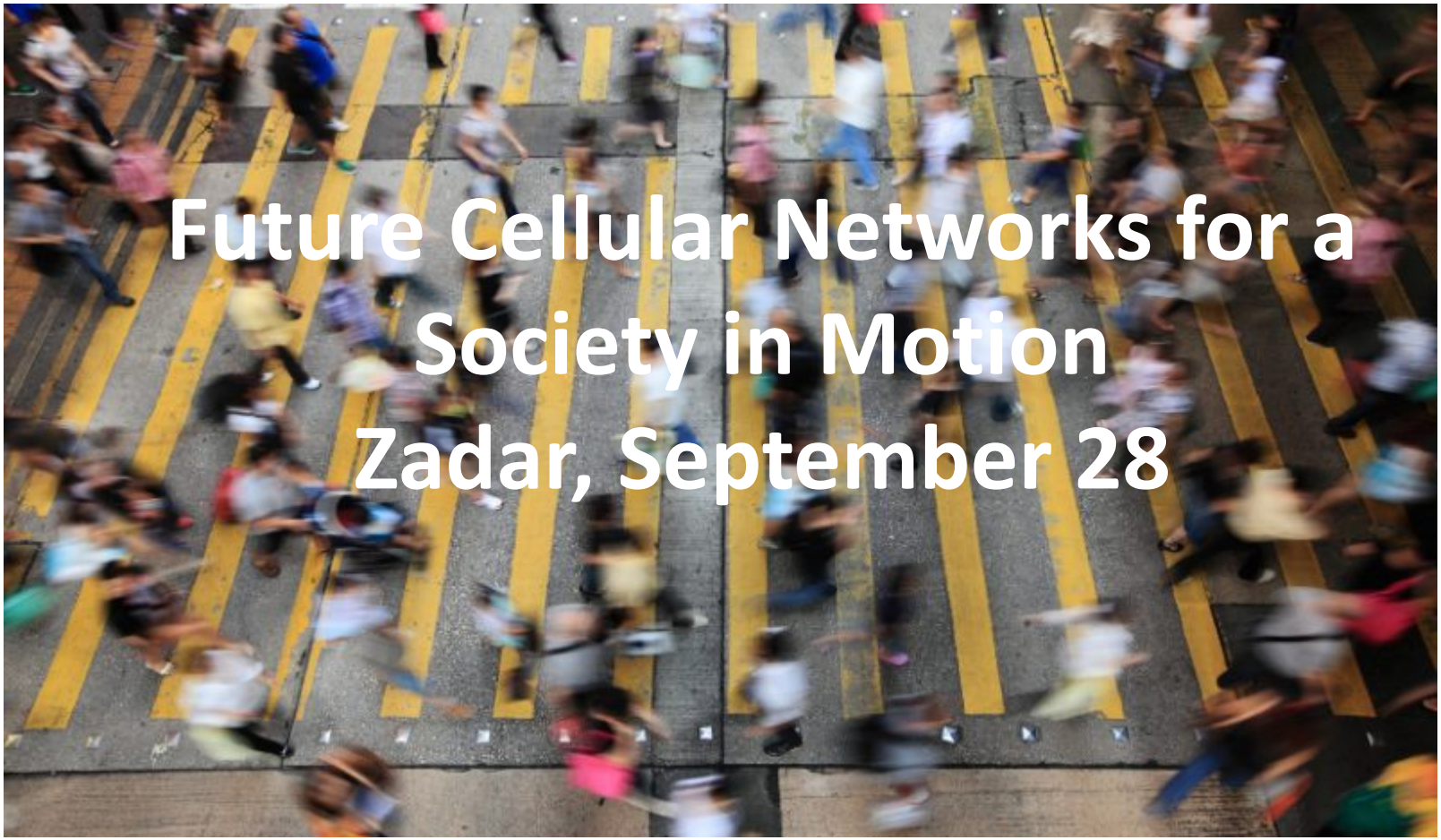

Future Cellular Networks for a Society in Motion
Zadar, September 28

Markus Rupp, Stefan Schwarz

institute of telecommunications

TU Wien

A look into our future



- Mark Twain:
  Prediction is difficult
  – especially for the future

- The UN expects that by 2050 about 86% of the worlds population lives in cities.

  Thus number of cities and city sizes will grow

- This new life-style will also have a deep impact on wireless communications!

A look into our future

- In 2050 we will have only two different scenarios for wireless cellular systems:

- 1) Nomadic (quasi-static) use for people in or around buildings. Buildings provide wireless infrastructure just as they do today for water and energy. Small picocells possibly by light ensure high data rates and low latencies.

Are We All Becoming Mobile, App-Armed Superheroes?

2) People and Devices are on the move



A look into our future

- 2) People and Devices are on the move:
  - Public transportation
    - such as Trains, Busses, Subways, Trams, Airplanes
  - Individual Traffic
    - Cars2go, rental cars, delivery services,
    - governmental services such as police, fire trucks, emergency vehicles
- The choice of transportation means is less and less defined by transportation time and more and more defined by internet access!

A look into our future

- What data traffic is generated in 2050?

- People will serve the internet for
  - Relaxation (music, videos, gaming)
  - Information (news, time tables, etc.)
  - Preparation (before and after work)
- Machines will serve the internet for
  - Traffic control, safety, traffic logistics

A look into our future

- A Society in Motion thus requires a Dependable Internet Service (DIS)
  - Various data traffic requires different rates and latency constraints to function properly

- The challenge is to offer such DIS
  - Everywhere
  - Cost efficiently
  - Reliably

Outline

- Motivation (is already over…)

- High Velocity Challenges
- evolved Multimedia Broadcast Multicast System
- Distributed Antennas
- Heterogeneous Networks

- Conclusions

High Velocity Challenges

- 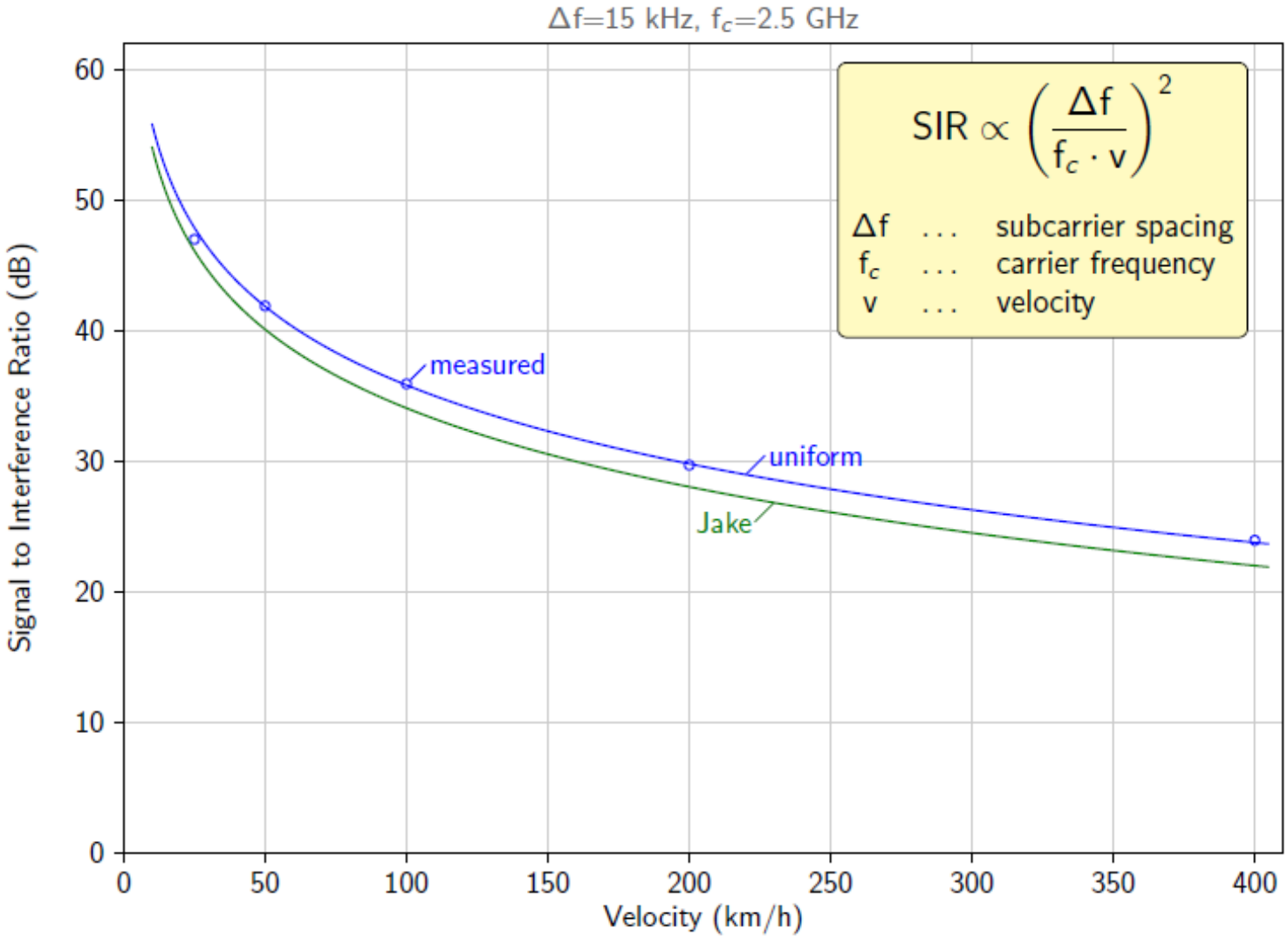

High Velocity Challenges

- Single Pilot Pattern
- One for DL
- One for UL

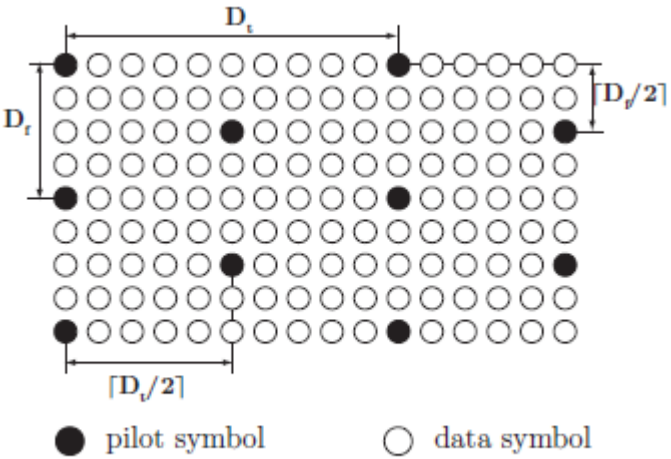

- Independent of
  - RMS delay spread
  - **<u>RMS Doppler spread</u>**

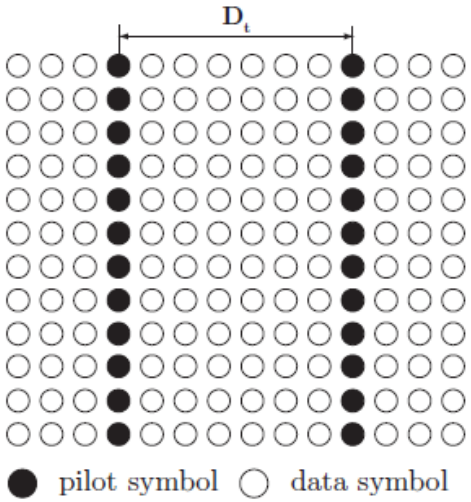

High Velocity Challenges

- Optimal pilot pattern and power allocation

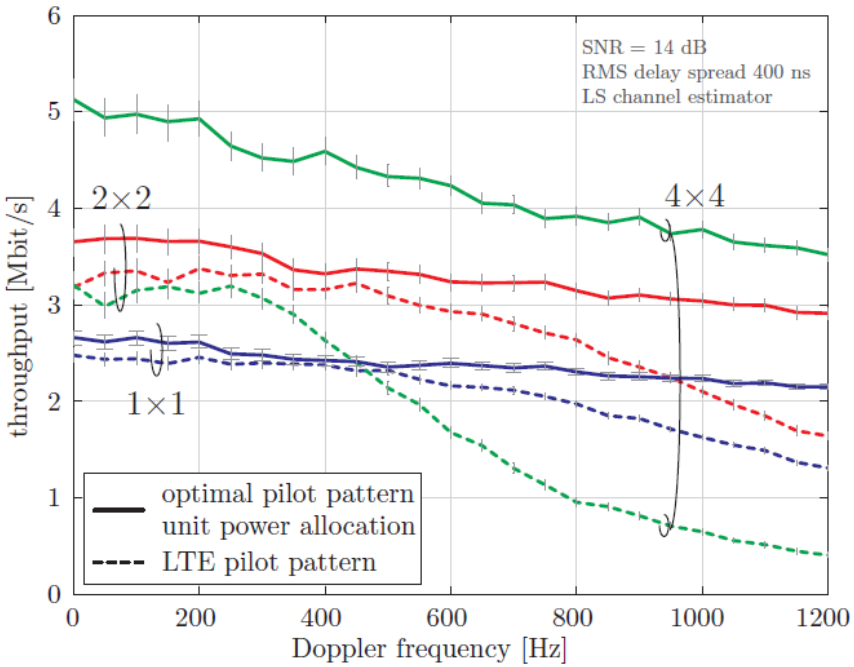

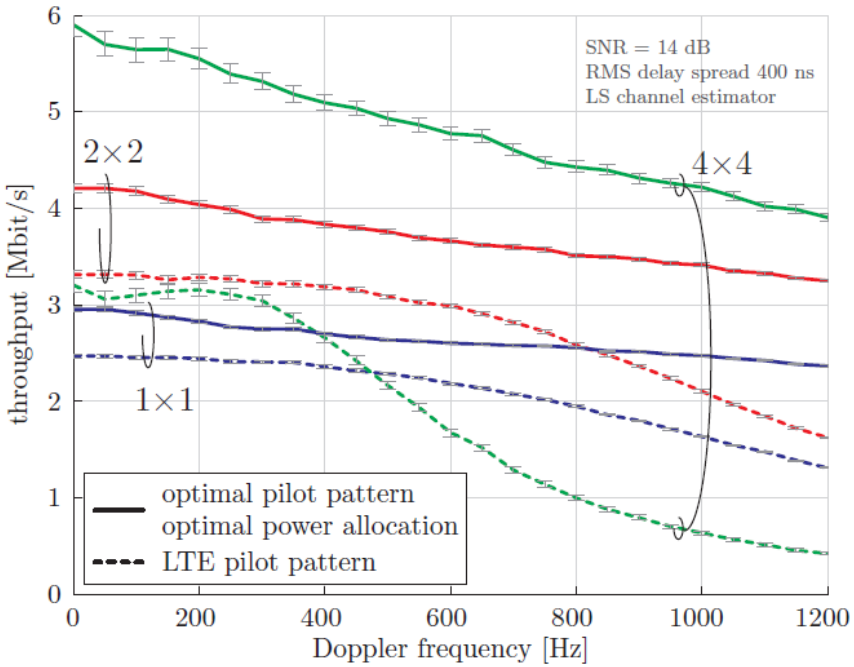

High Velocity Challenges

- Iterative receiver approach

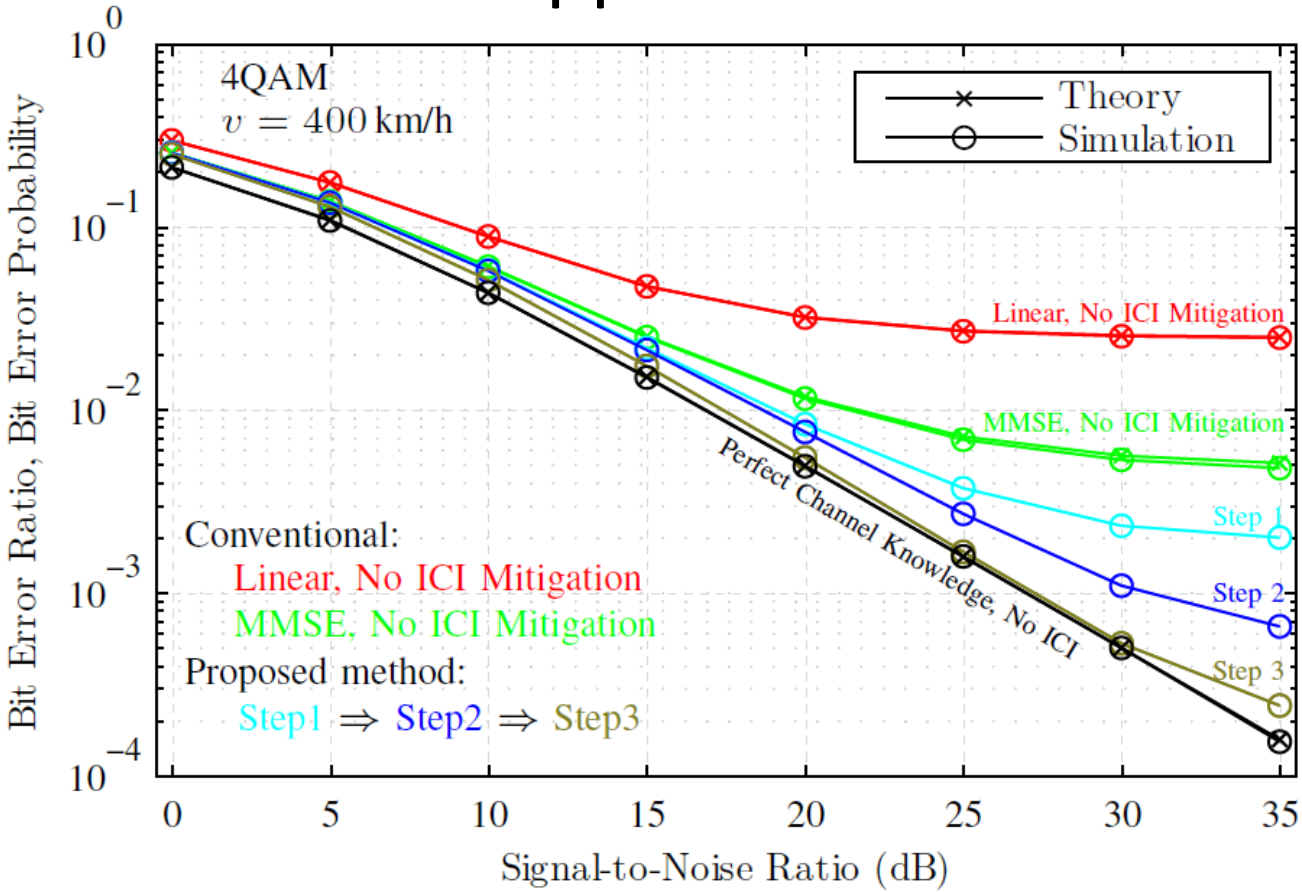

High Velocity Challenges

- Iterative receiver approach

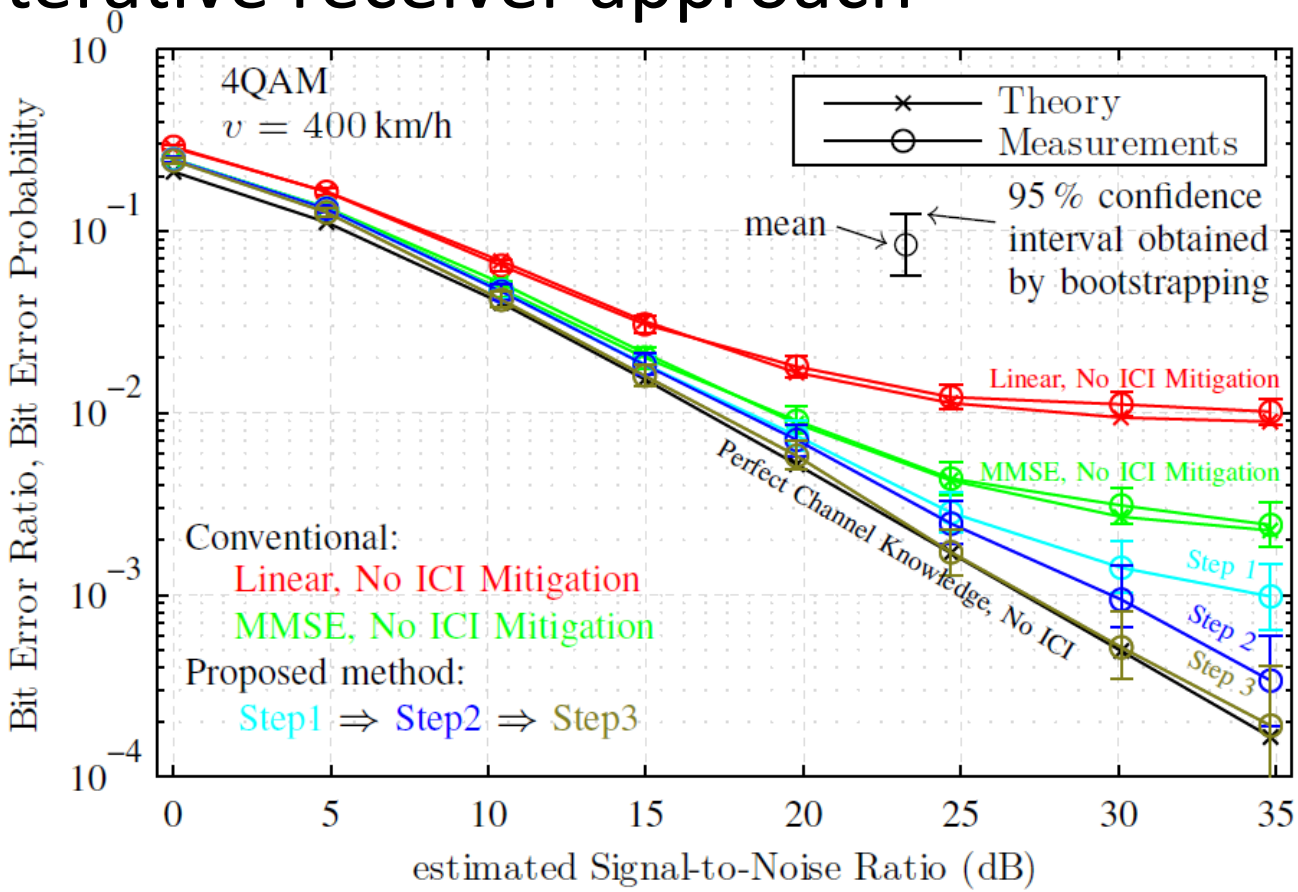

High Velocity Challenges

- OFDM can be improved considerably by
  - Optimal pilot pattern
  - Optimal power allocation
  - Iterative receiver approaches
- 5G proposes Filter Bank Multi Carrier (FBMC)
  - Higher spectral efficiency without CP
  - Can directly match user velocity constraints
  - Can address users with different velocities
- Differential Modulation still not advancing

eMBMS

evolved Multimedia Broadcast Multicast System

- Along motorways

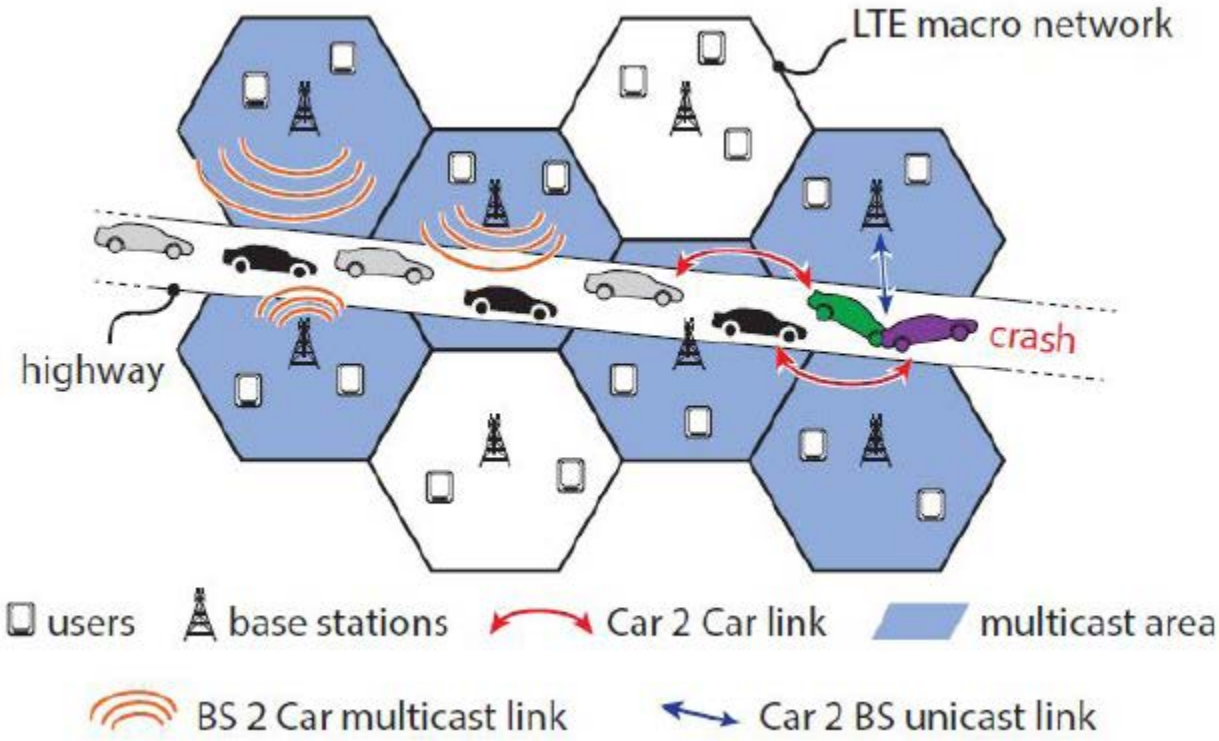

eMBMS

- Along train tracks

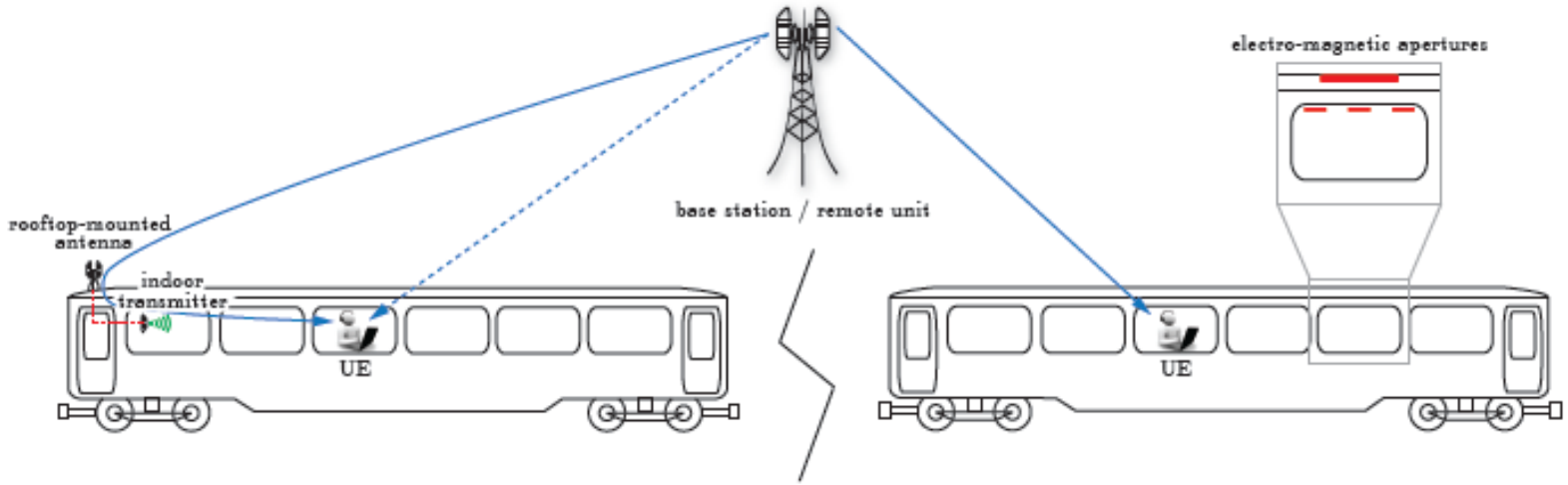

Experiment
CAM: Cooperative Awareness Messages

- 7 cars per cell, 3 cells
- Every car sends message to every other
- 3 background users to obtain remaining resources

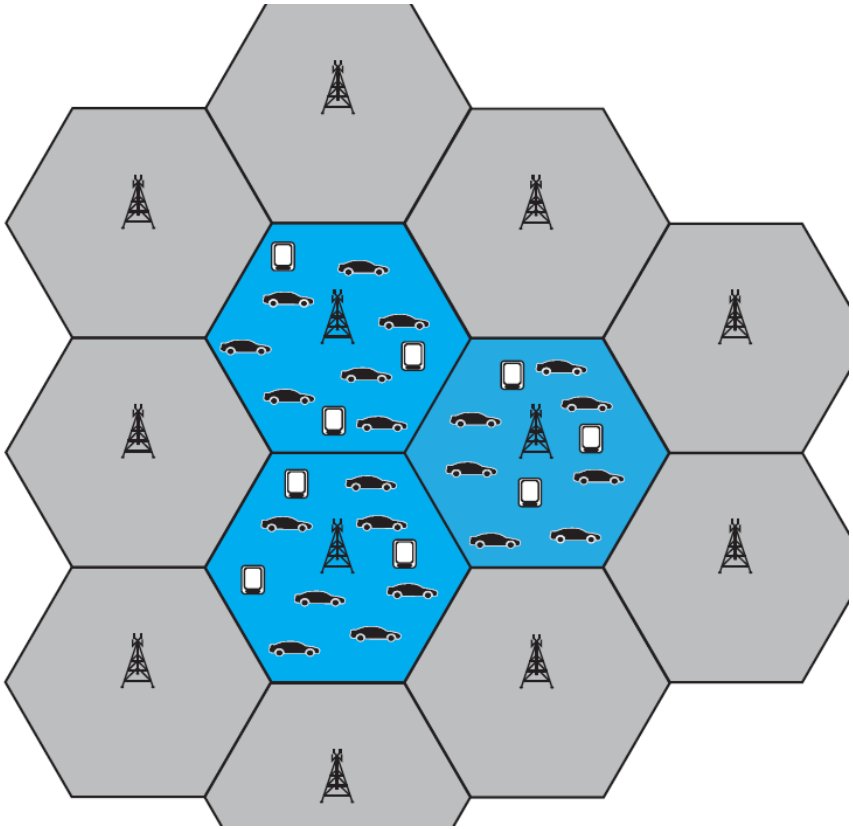

- What is better?
- Unicast or Multicast?

Latency

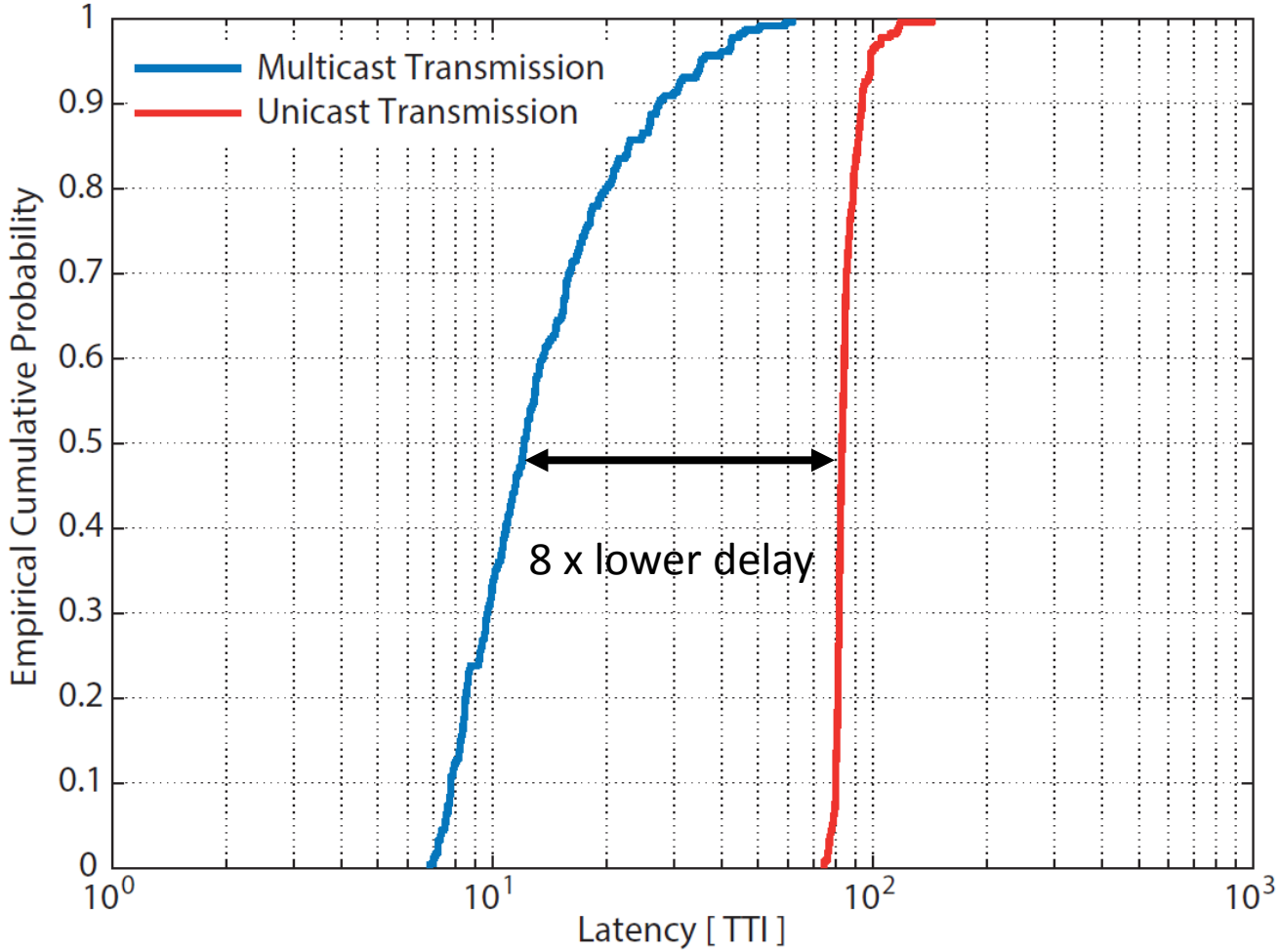
Multicast Transmission
Unicast Transmission
8 x lower delay
Empirical Cumulative Probability
Latency [TTI]
1
0.9
0.8
0.7
0.6
0.5
0.4
0.3
0.2
0.1
0
10^0
10^1
10^2
10^3

Throughput

of background users

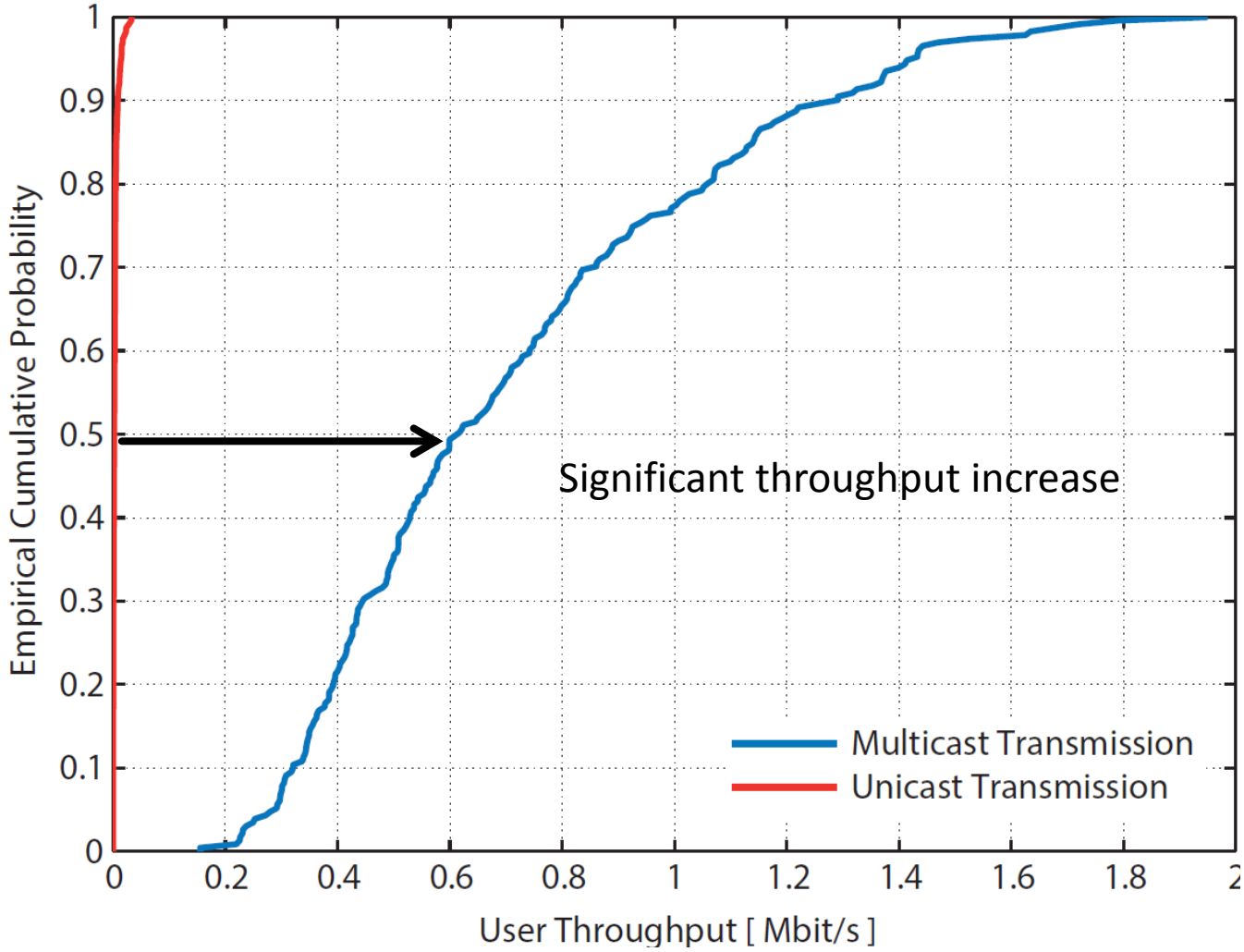

Distributed Antennas



Future Deployment

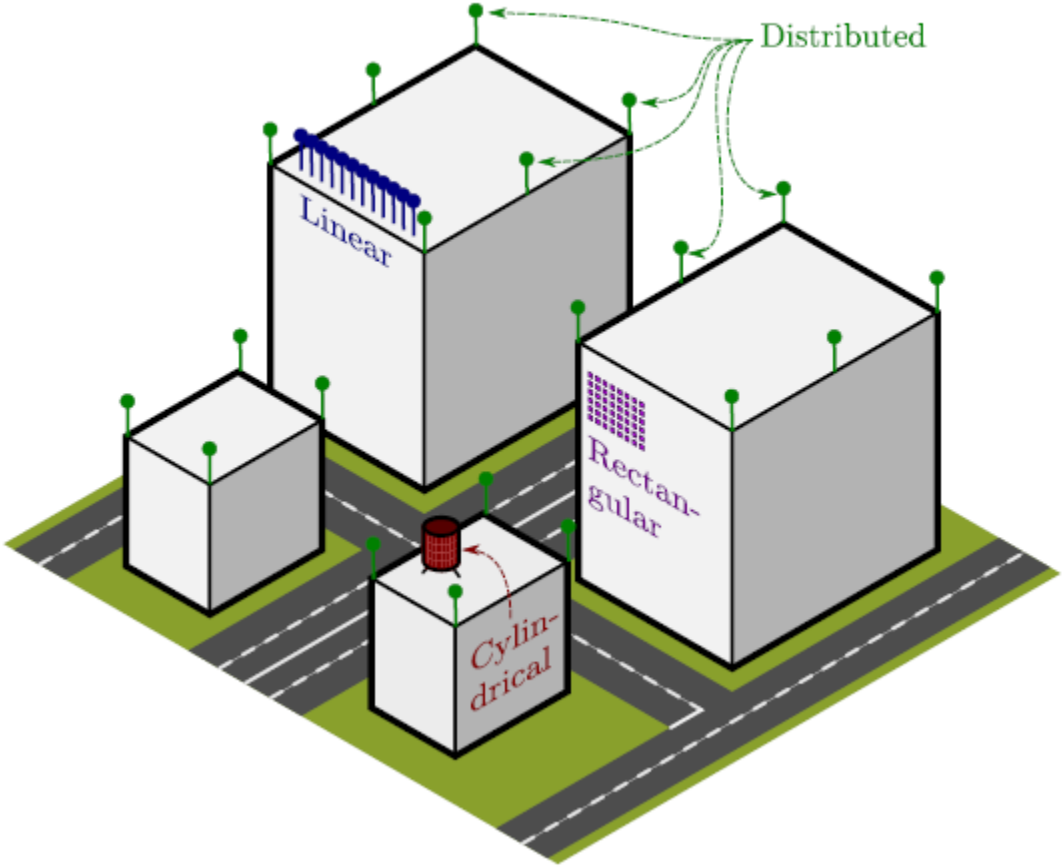

Compare centralized vs distributed antenna system

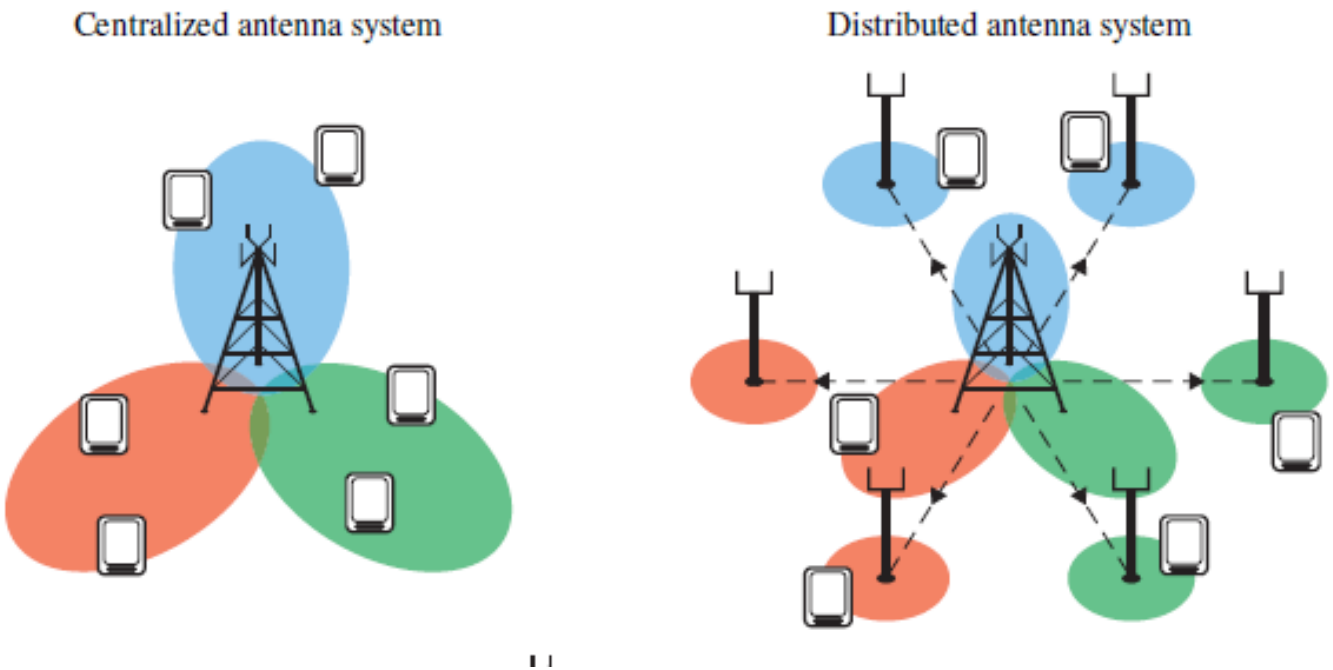

8x4 Antennas, 8 Users, 1 stream (ZF)

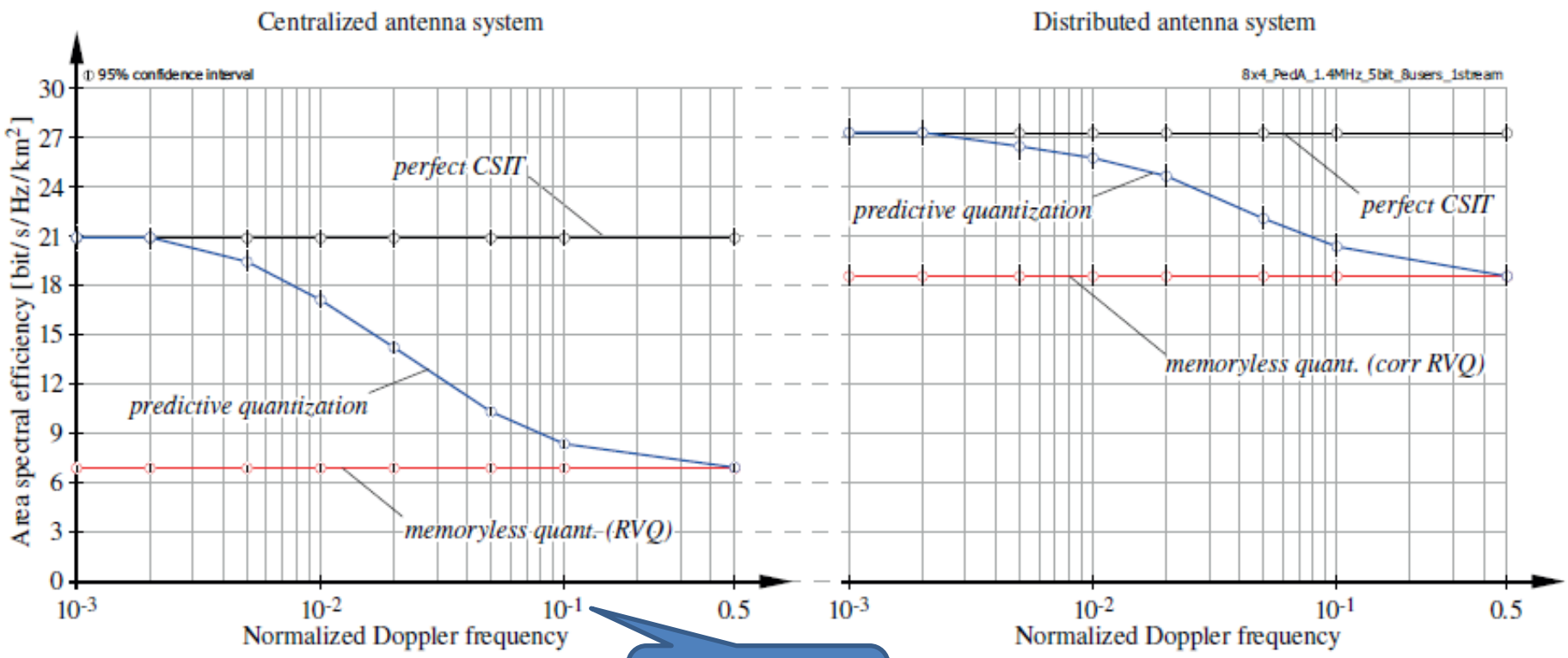

60km/h at 2GHz

~1969, Bell Labs
Richard Frenkiel
& Philip Porter

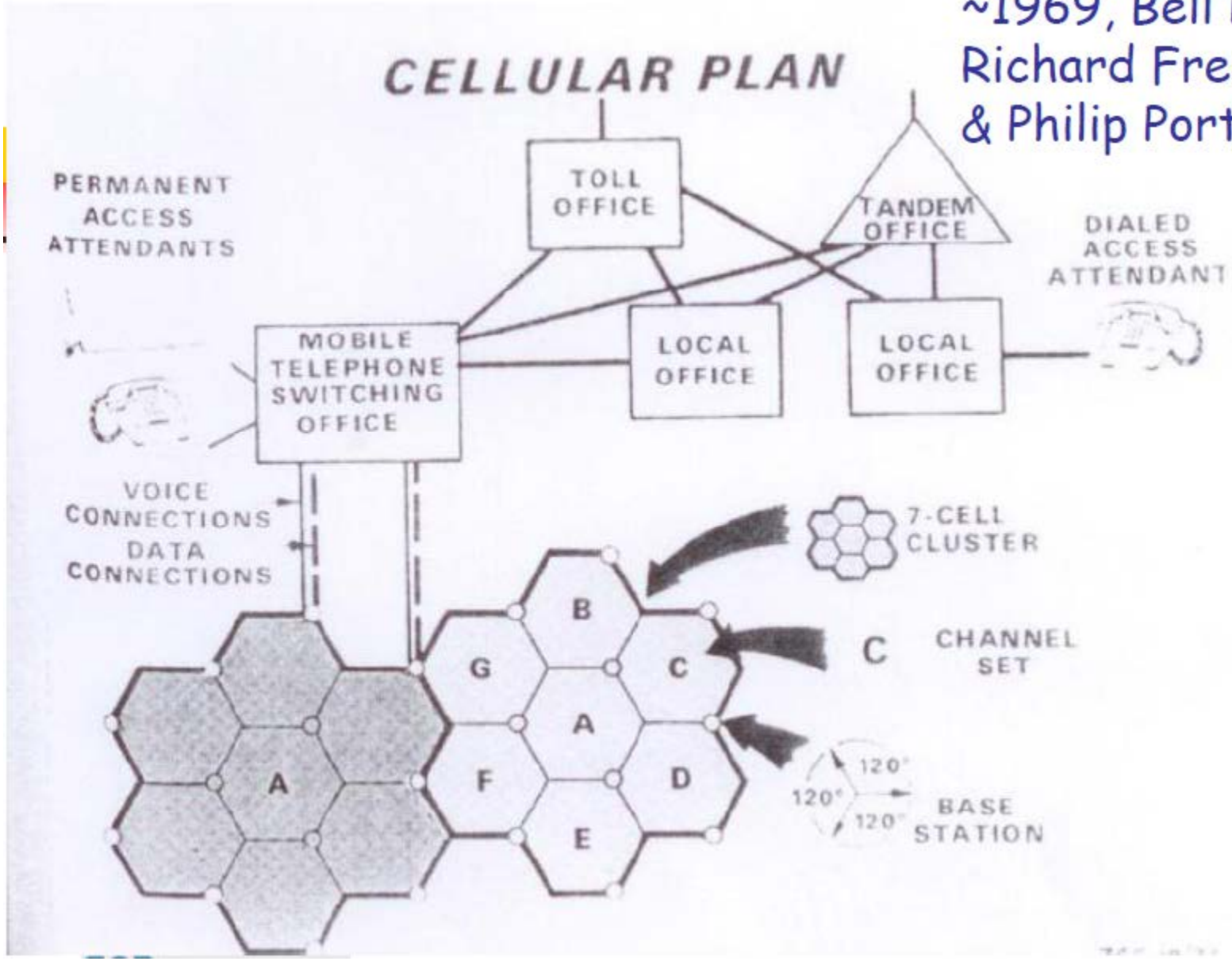

Paradigm Change: ~2010

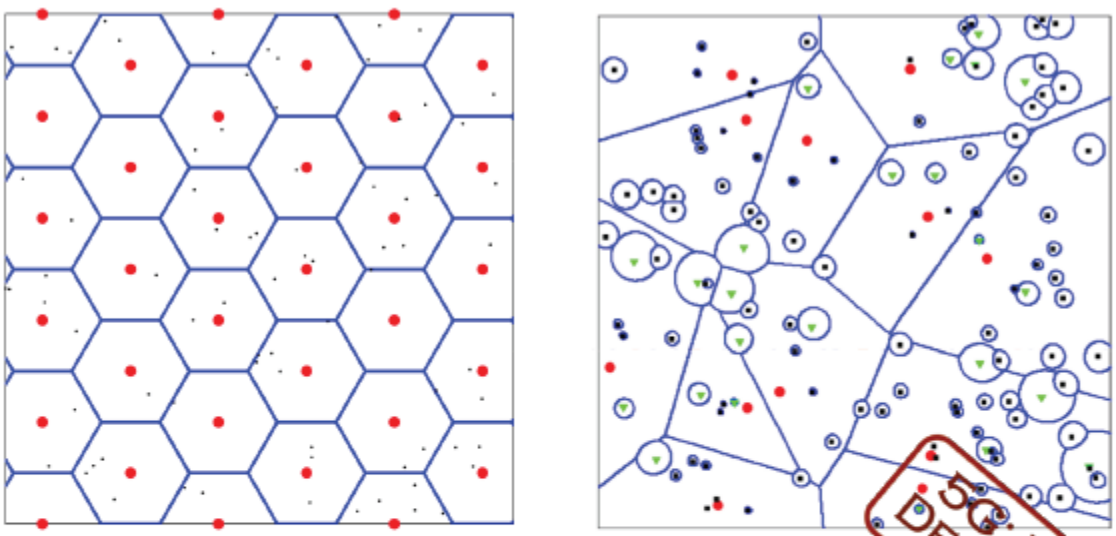

- HetNets: macrocells, microcells, picocells, femtocells...
- CoMP
- Separate uplink/downlink routes
- Direct D2D

Urban Environment

is not a flat plane

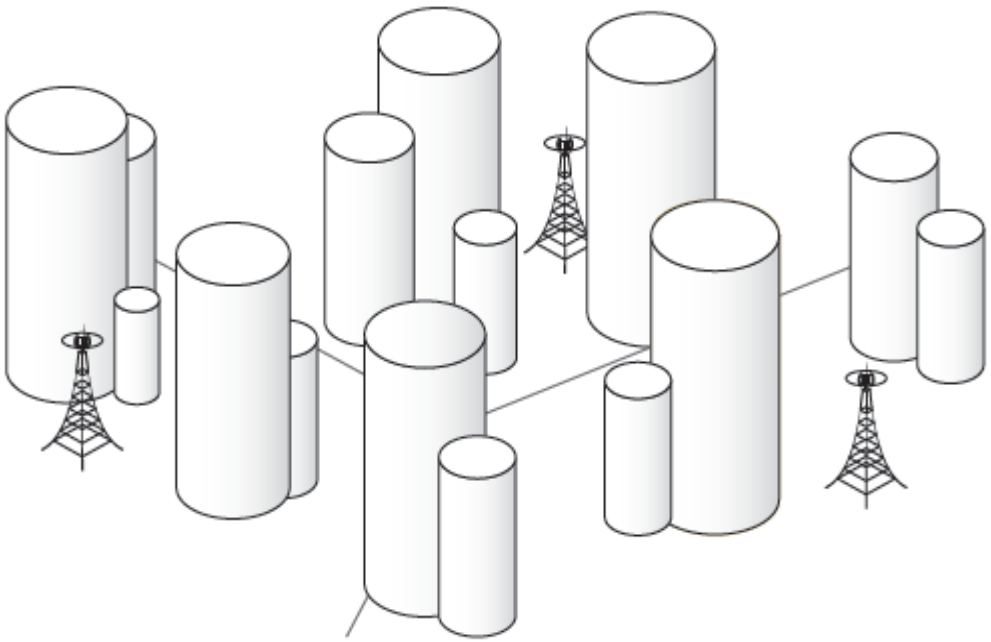

... but is rather characterized by building blockage ...

or so called indoor coverage ratio

Urban Environment

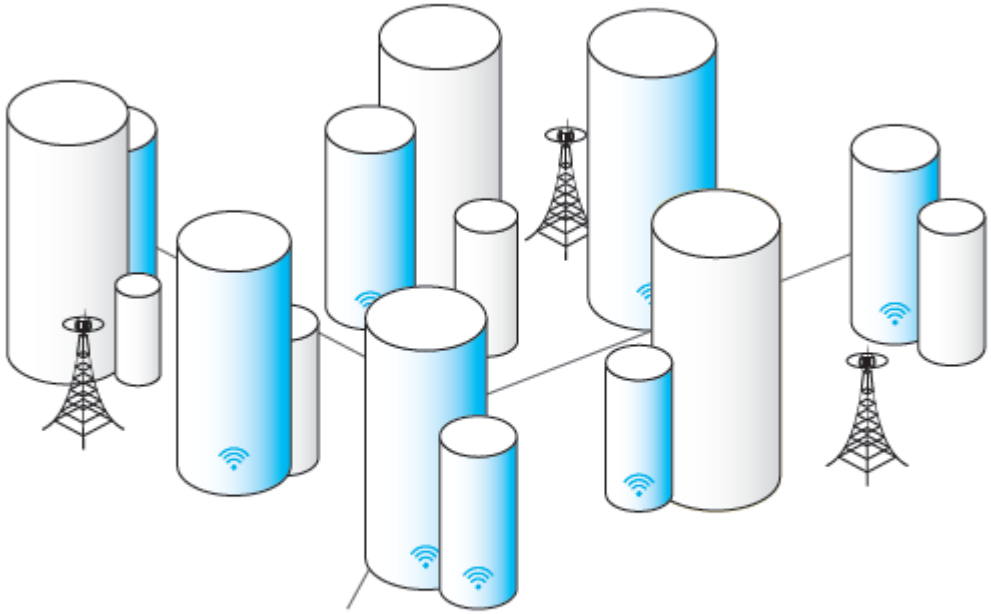

... with outdoor macro BSs and indoor small cells

- We call this a 2-tier network **or so called small cell occupation**
- HetNet= Heterogenous Network

HetNets in Urban Environments

- Mayor influencial factors are
  - Small cell occupation probability η
  - Wall penetration loss L_W
  - Indoor coverage ratio

(a) University of Texas at Austin

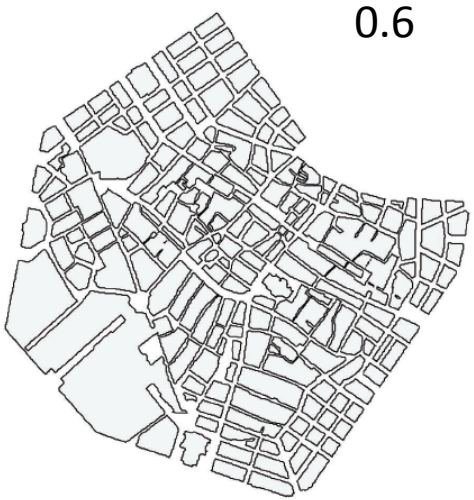

(b) Downtown Vienna

HetNets in Urban Environments

- Precise prediction by modelling:

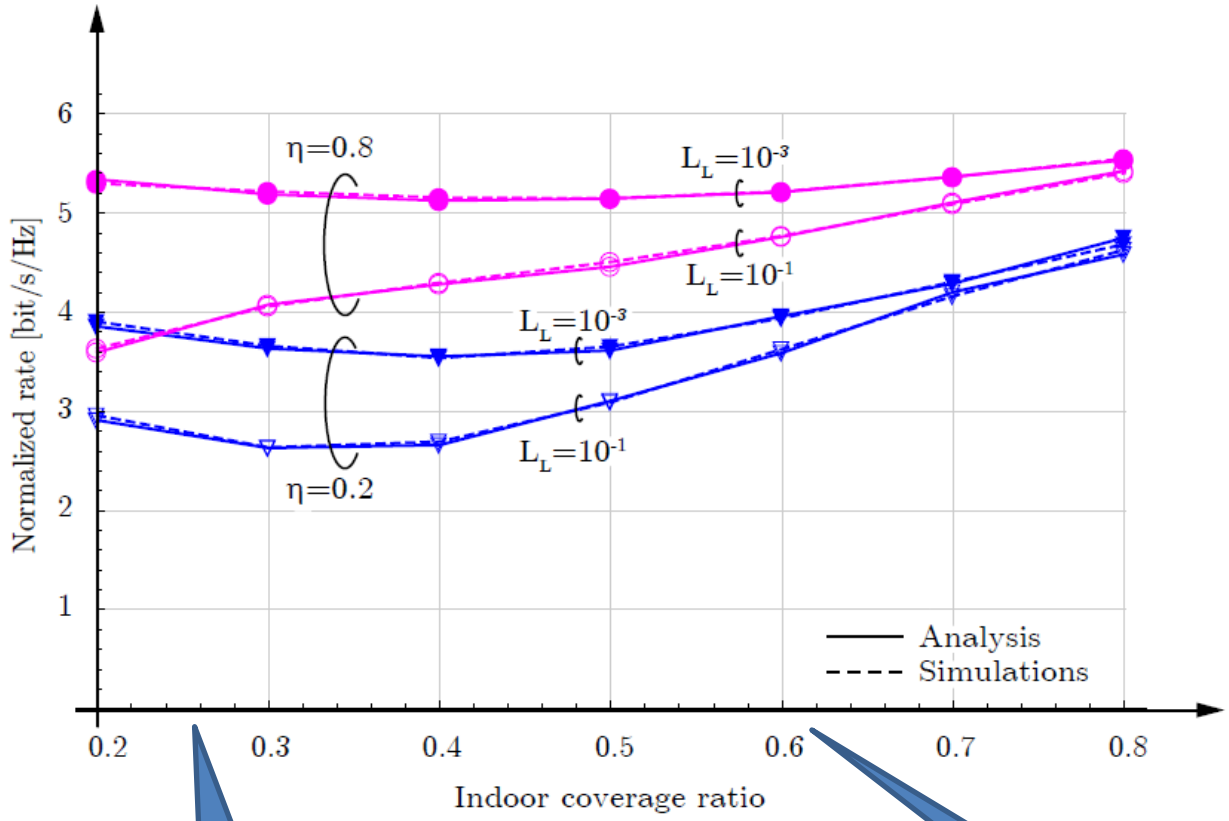

Austin

Vienna

HetNets

- But not only static buildings can host their own small cells
- All traffic vehicles can do that
  - Trains, trams, cars, …
- They do not only need to provide traffic to their inside passengers but can work as moving small cell!

Conclusions

- Let us take a view on some 5G concepts:
- **mmWaves** work for short distances only
  - Fantastic for indoor coverage
  - No use in high mobile scenarios
- **Massive MIMO** requires static channel scenarios taking advantage of channel reciprocity
  - No use in high mobile scenarios

Massive Antenna Arrays

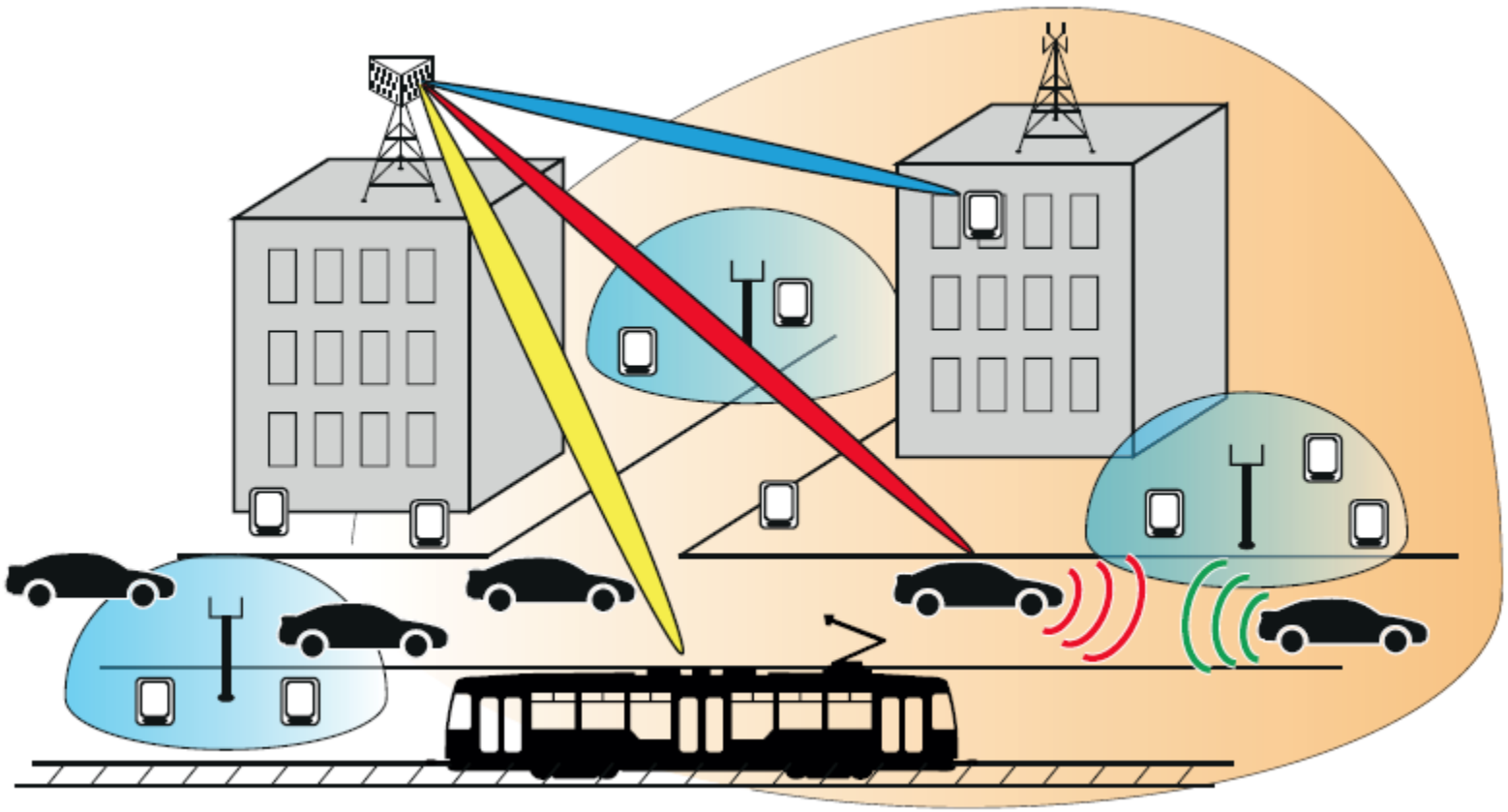

Massive Antenna Arrays

- Future cities will look like this?

Massive Antenna Arrays

- Alcatel Lucent (2013) 128 elements

circular

- Bell Labs 1999

Conclusions

- But modern concepts such as

- FBMC for high velocities
- Network densification by HetNets
- Distributed Antennas
- Broadcasting (eMBMS)

- Can really help and will be the future technology

Thank you for your interest!

- More details in
  - Markus Rupp and Stefan Schwarz
    High Mobility Users: A New Challenge for Cellular Networks. Proc of Elmar 2015.

- Or simply under: mrupp@nt.tuwien.ac.at

[7] R. Nissel, M. Lerch, M. Simko, and M. Rupp, "Bit error probability for pilot-symbol-aided OFDM channel estimation in doubly-selective channels," in *18th International ITG Workshop on Smart Antennas 2014 (WSA 2014)*, Germany, Feb. 2014.

[8] R. Nissel, M. Lerch, and M. Rupp, "Experimental validation of the OFDM bit error probability for a moving RX antenna," in *Proceedings of IEEE VTC*, Vancouver, Canada, Sep. 2014.

[9] S. Caban, R. Nissel, M. Lerch, and M. Rupp, "Controlled OFDM measurements at extreme velocities," in *Proc. of ExtremeCom'2014*, Galapagos Islands, Ecuador, Aug. 2014.

[10] M. Lerch, "Experimental comparison of fast-fading channel interpolation methods for the LTE uplink," in *Proceedings of the 57th Elmar Conference*, Zadar, Croatia, Sep. 2015.

[11] R. Nissel and M. Rupp, "Doubly-selective MMSE channel estimation and ICI mitigation for OFDM systems," in *Proceedings of the IEEE International Conference on Communications (ICC'15)*, London, UK, Jun. 2015.

[23] M. Simko, Q. Wang, and M. Rupp, "Optimal pilot symbol power allocation under time-variant channels," *EURASIP Journal on Wireless Communications and Networking*, Jul. 2012.

[24] M. Simko, P. S. R. Diniz, Q. Wang, and M. Rupp, "Adaptive pilot-symbol patterns for MIMO OFDM systems," *IEEE Transactions on Wireless Communications*, vol. 12, no. 9, pp. 4705 – 4715, Sep. 2013.

[25] M. Šimko, Q. Wang, and M. Rupp, "Optimal Pilot Pattern for Time Variant Channels," in *Proc. of IEEE International Conference on Communications (ICC 2013)*, Budapest, Hungary, Jun. 2013.

[60] E. Zöchmann, S. Pratschner, S. Schwarz, and M. Rupp, "Limited feedback in OFDM systems for combating ISI/ICI caused by insufficient cyclic prefix length," in *Asilomar conference*, Nov. 2014.

[61] ——, "MIMO transmission over high delay spread channels with reduced cyclic prefix length," in *Proc. of Workshop on Smart Antennas (WSA'15)*, Ilmenau, Feb. 2015.

[12] S. Schwarz, C. Mehlführer, and M. Rupp, "Calculation of the spatial preprocessing and link adaption feedback for 3GPP UMTS/LTE," in *6th Conf. on Wireless Advanced*, London, UK, June 2010, pp. 1–6.

[13] S. Schwarz and M. Rupp, "Throughput maximizing feedback for MIMO OFDM based wireless communication systems," in *IEEE 12th International Workshop on Signal Processing Advances in Wireless Communications*, San Francisco, CA, June 2011, pp. 316–320.

[14] S. Schwarz, C. Mehlführer, and M. Rupp, "Low complexity approximate maximum throughput scheduling for LTE," in *Conference Record of the Forty Fourth Asilomar Conference on Signals, Systems, and Computers*, Pacific Grove, California, Nov. 2010, pp. 1563–1569.

[15] ——, "Throughput maximizing multiuser scheduling with adjustable fairness," in *International Conference on Communications*, Kyoto, Japan, June 2011, pp. 1–5.

[16] S. Schwarz and M. Rupp, "Adaptive channel direction quantization for frequency selective channels," in *20th European Signal Processing Conference*, Bucarest, Romania, Aug. 2012, pp. 2536–2540.

[17] S. Schwarz, R. Heath, Jr., and M. Rupp, "Adaptive quantization on a Grassmann-manifold for limited feedback beamforming systems," *IEEE Transactions on Signal Processing*, vol. 61, no. 18, pp. 4450–4462, 2013.

[18] S. Schwarz, "Limited feedback for 4G and beyond," in *Advances in Mobile Computing and Communications: 4G and Beyond*, M. Bala Krishna and J. Lloret Mauri, Eds. CRC Press Taylor & Francis Group, 2015.

[19] S. Schwarz and M. Rupp, "Adaptive channel direction quantization based on spherical prediction," in *IEEE International Conference on Communications*, Ottawa, Canada, June 2012, pp. 3757 – 3762.

[20] ——, "Adaptive channel direction quantization – enabling multi user MIMO gains in practice," in *IEEE International Conference on Communications*, Ottawa, Canada, June 2012, pp. 6947 – 6952.

[21] S. Schwarz, R. Heath, Jr., and M. Rupp, "Adaptive quantization on the Grassmann-manifold for limited feedback multi-user MIMO systems," in *38th International Conference on Acoustics, Speech and Signal Processing*, Vancouver, Canada, May 2013.

[22] S. Schwarz and M. Rupp, "Predictive quantization on the Stiefel manifold," *IEEE Signal Processing Letters*, vol. 22, no. 2, pp. 234–238, 2015.

[42] S. Schwarz and M. Rupp, "Exploring coordinated multipoint beamforming strategies for 5G cellular," *IEEE Access*, vol. 2, pp. 930–946, 2014.

[53] S. Schwarz, T. Philosof, and M. Rupp, "Leakage-based multicast transmit beamforming," in *Proceedings of the IEEE International Conference on Communications (ICC'15)*, London, UK, Jun. 2015.

[36] M. Taranetz, T. Bai, R. W. H. Jr., and M. Rupp, "Analysis of smallcell partitioning in urban two-tier heterogeneous cellular networks," in *IEEE ISWCS*, Barcelona, Spain, Aug. 2014.

[37] 3rd Generation Partnership Project (3GPP), "Study on 3D channel model for LTE," 3rd Generation Partnership Project (3GPP), TR 36.873, Sept. 2014.

[38] F. Ademaj, M. Taranetz, and M. Rupp, "Implementation, validation and application of the 3GPP 3D MIMO channel model in open source simulation tools," in *ISWCS*, Brussels, Belgium, 2015.

[57] I. Safiulin, S. Schwarz, and M. Rupp, "System level simulation of LTE MBSFN networks with high mobility users," in *submitted to IWSSIP*, London, UK, Sep. 2015.

[58] ETSI TS 102 637-2 V1.2.1, "Intelligent transport systems (ITS); vehicular communications; basic set of applications; part 2: specification of cooperative awareness basic service," March 2011.

[59] I. Safiulin, S. Schwarz, T. Philosof, and M. Rupp, "Latency investigation of LTE MBSFN transmission for vehicular communications," in *submitted to ICCC*, Shenzhen, China, Nov. 2015.

[63] S. Schwarz, R. Heath, Jr., and M. Rupp, "Multiuser MIMO in distributed antenna systems with limited feedback," in *IEEE 4th Int. Workshop on Heterogeneous and Small Cell Networks, GLOBECOM*, Anaheim, CA, Dec. 2012.

[64] S. Schwarz, R. Heath Jr., and M. Rupp, "Single-user MIMO versus multi-user MIMO in distributed antenna systems with limited feedback," *EURASIP Journal on Advances in Signal Processing*, vol. 2013, no. 1, p. 54, 2013.

[65] S. Schwarz and M. Rupp, "Evaluation of distributed multi-user MIMO-OFDM with limited feedback," *IEEE Transactions on Wireless Communications*, vol. 13, no. 11, pp. 6081–6094, Aug. 2014.

[74] M. K. Müller, M. Taranetz, and M. Rupp, "Performance of remote unit collaboration schemes in high speed train scenarios," in *Proceedings of the 82nd Vehicular Technology Conference (VTC2015-Fall)*, Boston, US, Sep. 2015.

[75] B. Ai, K. Guan, M. Rupp, T. Kürner, X. Cheng, X.-F. Yin, Q. Wang, G.-Y. Ma, Y. Li, L. Xiong, and J.-W. Ding, "Future railway services oriented mobile communications network," ~~*submitted to*~~ *IEEE Communications Magazine*, 2015.

Backup

Some results

Parameter	Value
Frequency	2.14 GHz
LTE bandwidth	$B = 5$ MHz
Macroscopic path loss model	fixed
Shadow fading	none
Channel model	ITU-R Vehicular-A, block fading
Receiver type	zero forcing
Average noise power	−13 dB
Transmission rate	fixed, 1.2 bit per channel use (CQI 6)
Scheduler	round robin multicast group scheduler
Cyclic prefix	extended
Simulation length in TTI	$N_{\mathrm{TTI}} = 10\,000$

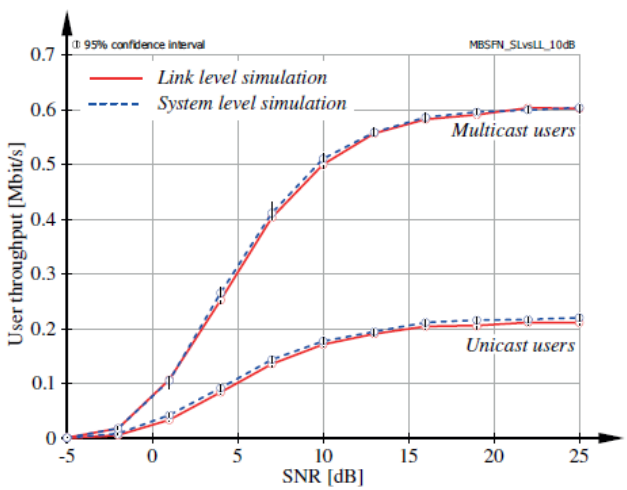

(a) Signal to interference ratio 10 dB.

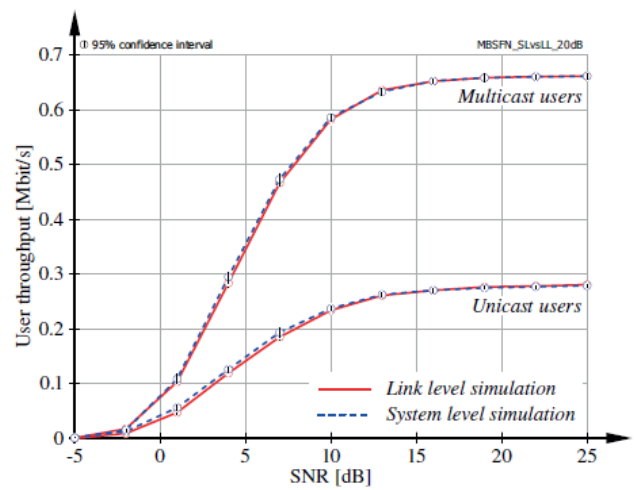

(b) Signal to interference ratio 20 dB.

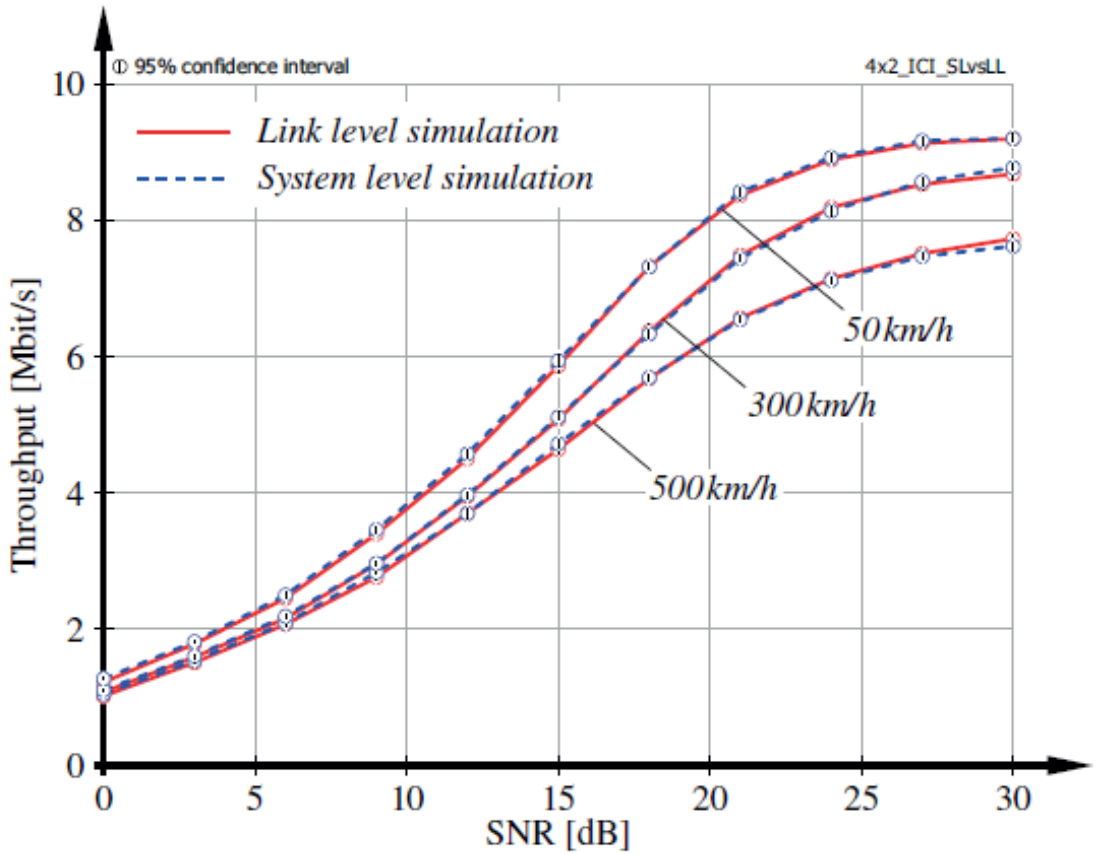
95% confidence interval
4x2_ICI_SLvsLL
Link level simulation
System level simulation
50km/h
300km/h
500km/h
Throughput [Mbit/s]
SNR [dB]
0
2
4
6
8
10
0
5
10
15
20
25
30