

# Labeling Nonograms

Maarten Löffler<sup>1</sup> and Martin Nöllenburg<sup>2</sup>

1 Department of Computing and Information Sciences, Utrecht University, the Netherlands

m.loffler@uu.nl

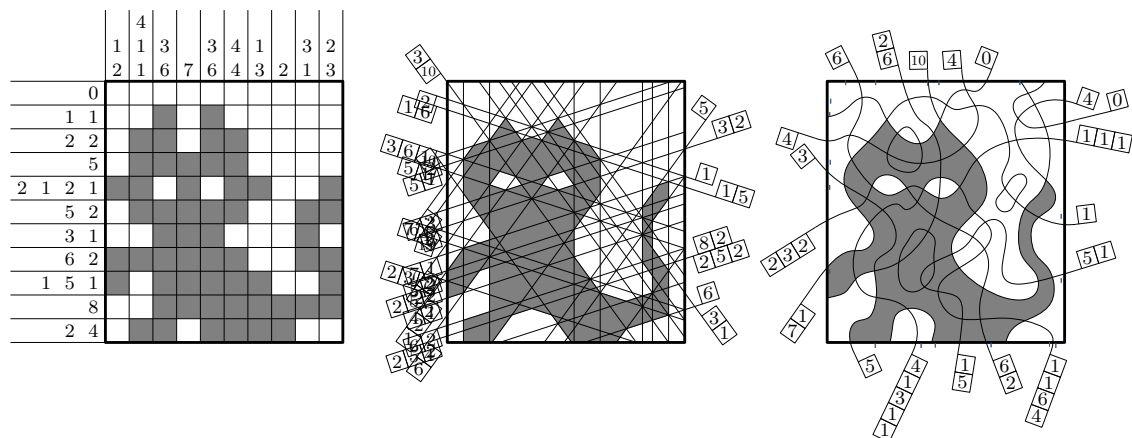
2 Algorithms and Complexity Group, TU Wien, Vienna, Austria

noellenburg@ac.tuwien.ac.at

## Abstract

Slanted and curved nonograms are a new type of picture puzzles introduced by van de Kerkhof *et al.* (2019). They consist of an arrangement of lines or curves within a frame  $B$ , where some of the cells need to be colored in order to obtain the solution picture. Up to two clues are attached as numeric labels to each line on either side of  $B$ . In this paper we study the algorithmic problem of optimizing or deciding the existence of a placement of the given clue labels to a nonogram. We provide polynomial-time algorithms for restricted cases and prove NP-completeness in general.

## 1 Introduction



**Figure 1** (left) A classic nonogram in solved state. (middle) A slanted nonogram. On the left, we show all possible labels, creating a large amount of overlap. On the right, some possible ways to resolve overlapping labels: extend labels from the same port, extend parallel labels, draw both labels of the same line at the same side, or allow crossings outside the puzzle frame. (right) A curved nonogram, showing a subset of labels (some extended to avoid overlap) which still results in a unique puzzle.

Nonograms, also known as *Japanese puzzles*, *paint-by-numbers*, or *griddlers*, are a popular puzzle type where one is given an empty grid and a set of clues on which grid cells need to be colored, typically resulting in a picture (see Figure 1 (left)). The difficulty of solving nonograms has been studied [2, 6], and remains an active topic of discussion [7].

Van de Kerkhof *et al.* introduced *curved* nonograms, a variant in which the puzzle is no longer played on a grid but on any arrangement of lines or even curves [11]. See also [8, 10, 12]. Of special interest are *slanted* nonograms [10], in which all curves are straight lines, possibly limited to a fixed number  $k$  of orientations (also known as *sloped* nonograms or, in the case of  $k = 4$ , *tangram* nonograms). Figure 1 illustrates the different variants.

36th European Workshop on Computational Geometry, Würzburg, Germany, March 16–18, 2020.

This is an extended abstract of a presentation given at EuroCG'20. It has been made public for the benefit of the community and should be considered a preprint rather than a formally reviewed paper. Thus, this work is expected to appear eventually in more final form at a conference with formal proceedings and/or in a journal.

## 71:2 Labeling Nonograms

Van de Kerkhof *et al.* describe heuristics to generate puzzles, but they leave open the question of how to attach labels with clues. This is a non-trivial task, as labels could be placed in several valid locations. Each curve enters and leaves the picture *frame* (bold black rectangle in the figures) once, and the information about which incident cells of the arrangement should be filled is summarized in two *clues*, one on each side of the curve (we refer the reader to [11] for a full description of the rules). This gives two logical potential locations for each clue. Furthermore, it may be possible to extend curves outside the frame to make room for the clues, and not all clues need to be given for the puzzle to be solvable.

How to best label curved nonograms is an interesting open problem; it is most apparent in the case of slanted nonograms, since the rigid structure limits the possible label locations.

**Problem statement.** In the *nonogram labeling problem* we are given the following input:

- (i) a *nonogram frame*, which is a simple convex polygon  $B$ ;
- (ii) a set  $\mathcal{L}$  of *nonogram lines* passing through  $B$ , each  $l \in \mathcal{L}$  defining a pair  $(p_l, q_l)$  of *ports* at the intersection points of  $l$  with  $B$ ; and
- (iii) a pair of non-negative integers  $(a_l, b_l)$  for each  $l \in \mathcal{L}$ , where  $a_l$  defines the width of the label above  $l$  and  $b_l$  defines the width of the label below  $l$ .

As output, we ask for a *labeling* of  $\mathcal{L}$ , such that for each label  $\ell$  of nonogram line  $l \in \mathcal{L}$ :

- (i)  $\ell$  is assigned to one of the two ports  $p_l$  or  $q_l$ ;
- (ii)  $\ell$  is assigned an *extension length*  $d$  (which could be 0);
- (iii) we draw a *leader* of length  $d$  from its assigned port  $p_l$  or  $q_l$  aligned with the slope of  $l$ , and the label itself as an  $a_l \times 1$  (or  $b_l \times 1$ ) rectangle, also aligned with the slope of  $l$ , and anchored at the end of its leader.

A labeling is *valid* if no two labels overlap each other, no label overlaps an extension leader of another label, and no label intersects the frame. In addition to being valid, we identify three further desired properties.

- **Crossing-free.** We disallow intersections between leaders.
- **Balanced.** We require the two labels of a line  $l \in \mathcal{L}$  to be assigned to opposite ports.
- **Compact.** We require all leaders to be of length 0, or the shortest length necessary to avoid an intersection between the label and the frame.

We would like to find a crossing-free compact balanced labeling, but this may not exist (see, e.g., Figure 1 (middle)). We study the computational problem of testing the existence of a solution, or, for some variants, minimizing the total leader length, for several combinations of properties. In some cases, we also restrict the number  $k$  of distinct slopes of lines in  $\mathcal{L}$ .

**Results.** First, we observe that a balanced solution which is not crossing-free and not compact always exists: we simply extend the leaders sufficiently far. Since this does not give a satisfactory result, we focus on more restricted variants in the remainder.

In Section 2.1, we show that testing whether a compact solution exists is possible in polynomial time. In Section 2.2, we show that a non-crossing balanced solution of minimal total leader length can be computed in polynomial time, if the assignment of labels to ports is given and  $k = 2$ . Finally, in Section 3, we show that the problem of testing whether a crossing-free solution exists is NP-complete, even when  $k = 2$ .

**Related work.** Labeling nonograms is closely related to the boundary labeling problem in information visualization, where a set of point features in a rectangular frame  $B$  is to be annotated with labels (names or short descriptions) that are placed outside  $B$  and connected to their features with straight or polygonal leaders [4, 5]. Yet nonogram labeling is different in several respects: Since the curves/lines in nonograms intersect the frame  $B$  in two fixed locations, the possible positions for the clues are very restricted, while in boundary labeling the label can basically be placed anywhere along  $B$  as long as the resulting leader lines are valid. Labels in boundary labeling are typically axis-aligned, but the clues in nonograms are aligned with their respective nonogram line or curve. Finally, by extending the nonogram curves beyond the frame to gain extra space, we obtain a new degree of freedom that has been rarely used in boundary labeling, with some exceptions of multi-row labeling [3, 9].

## 2 Algorithms

### 2.1 Compact labeling

In our first result, we assume that each label  $\ell$  must be placed as close to the frame  $B$  as possible, i.e.,  $\ell$  must touch  $B$ . This leaves only one degree of freedom for each label  $\ell$  of a nonogram line  $l$ , namely whether it is placed at port  $p_l$  or  $q_l$ .

► **Theorem 2.1.** *Given a nonogram labeling instance, we can decide in polynomial time whether a compact labeling exists. This is true regardless of whether we require it to be balanced.*

**Proof.** We derive a 2-SAT formula  $\varphi$  that has a satisfying variable assignment if and only if a valid labeling without leader extensions exists. For each nonogram line  $l \in \mathcal{L}$  we define two variables  $x_l^a$  and  $x_l^b$ , where  $x_l^a = 1$  ( $x_l^a = 0$ ) indicates that the label above  $l$  is assigned to the port  $p_l$  ( $q_l$ ) of  $l$ . Similarly,  $x_l^b = 1$  ( $x_l^b = 0$ ) indicates that the label below  $l$  is assigned to  $p_l$  ( $q_l$ ). It is clear that a variable assignment is in bijection to a port assignment of the labels and it remains to add some clauses to  $\varphi$  to model the valid labelings. For each overlap of a label of a line  $l$  with a label of another line  $l'$  (we call that a *conflict*), we add a clause that prevents both labels to be selected simultaneously. As an example consider the case that the label above  $l$  and the label below  $l'$  intersect if both assigned to their ports  $p_l$  and  $p_{l'}$ . Then we add the clause  $\neg x_l^a \vee \neg x_{l'}^b$ . Now a satisfying assignment for  $\varphi$  corresponds to an assignment of each label to a port of its nonogram line such that no two labels intersect each other; otherwise some clause would not be satisfied. To ensure that the labeling is balanced, we would add the additional clauses  $x_l^a \vee x_l^b$  and  $\neg x_l^a \vee \neg x_l^b$  for each  $l \in \mathcal{L}$ .

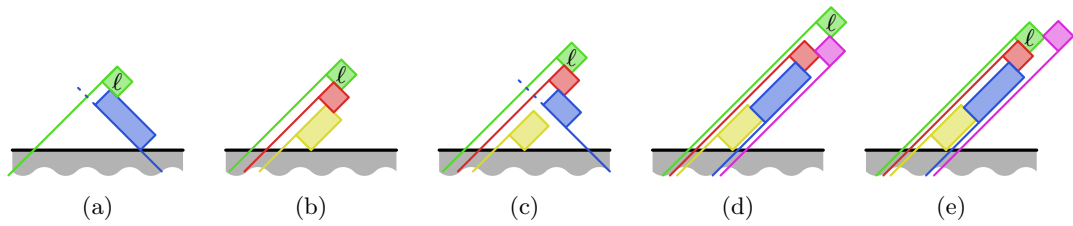
Solving the 2-SAT instance takes linear time [1] in the size of  $\varphi$ , where the number of clauses of  $\varphi$  is linear in the number of nonogram lines and the number of label conflicts. ◀

We remark that this 2-SAT model is independent of the type of nonogram lines (or curves) and the shape of  $B$ . It depends only on the set of conflicting candidate label positions.

### 2.2 Fixed side assignment

Our second algorithm allows extensible leaders, but disallows leader intersections and assumes that a balanced assignment of the labels to the ports of each nonogram line is given. We further assume that the nonogram lines have slopes  $\pm 1$  and that the frame  $B$  is a rectangle.

► **Lemma 2.2.** *For a nonogram labeling instance with  $n$  lines and a balanced fixed side assignment for each label we can discretize the relevant extension lengths of each label to  $O(n^2)$  values such that we can find a labeling of minimum total extension length among this set of extension lengths (if the instance has a solution at all).*



■ **Figure 2** Possible cases of extension lengths for label  $\ell$  in the proof of Lemma 2.2.

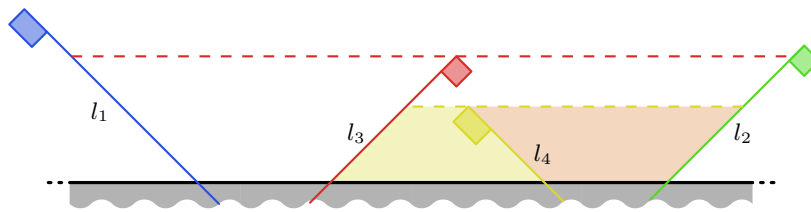
**Proof.** In a minimum-length labeling, every label  $\ell$  of a nonogram line  $l$  should be shifted as close to  $B$  as possible without intersecting another label. Hence it either touches  $B$  and the extension length is 0 or 1 (depending on which side of  $l$  is labeled), or it touches another label  $\ell'$  blocking it from moving closer to  $B$ . This blocking label  $\ell'$  can belong to a line of different slope, meaning that the extension length of  $\ell$  is given by the intersection point of the two nonogram lines (possibly  $+1$ ), see Figure 2(a). There are  $O(n)$  such intersection points for  $\ell$ . Or, the lines of  $\ell$  and  $\ell'$  are parallel and of distance at most 2. If the chain of blocking relations comprises only parallel lines and all of them have the labels on the same side (Figure 2(b)), then we get a single extension length for  $\ell$ . If the parallel lines come in a group of right-flipped labels followed by a group of left-flipped labels as in Figures 2(d–e) then any prefix of the sequence of left-flipped labels can add to the extension length of  $\ell$ , which again yields  $O(n)$  possible extension lengths. Finally,  $\ell$  may be blocked by some chain of parallel labels, the last of which is blocked by a label of an orthogonal line (Figure 2(c)). Considering all combinations this last case can give rise to  $O(n^2)$  different extension lengths. ◀

► **Theorem 2.3.** *Given a nonogram labeling instance with  $n$  lines and a fixed side assignment for each label, we can decide in  $O(n^9)$  time, whether an assignment of an extension length to each label exists such that the resulting labeling is valid. If this is the case we can find one of minimum total extension length.*

**Proof.** (Sketch) The idea of the algorithm is to use dynamic programming. Consider an edge  $e$  of  $B$  and all the lines crossing  $e$ . From Lemma 2.2 we know that it is sufficient to consider at most  $O(n^2)$  many extension lengths for each label. We define a subinstance of the labeling problem for edge  $e$  by selecting two boundary lines  $l_1$  and  $l_2$  together with an extension length for each of the two labels. This defines  $O(n^6)$  possible subinstances. Any line with a port between those of  $l_1$  and  $l_2$  is restricted to stay in the region bounded by  $l_1$ ,  $l_2$ , and a horizontal line through the topmost point of the shorter of the two lines  $l_1, l_2$ , see Figure 3. To solve such an instance recursively, we optimize over all lines  $\hat{l}$  contained in the instance and all admissible and intersection-free extension lengths for that label and recurse into the two subinstances defined by  $l_1$  and  $\hat{l}$  as well as  $\hat{l}$  and  $l_2$  (see the two shaded subinstances defined by  $l_4$  between  $l_3$  and  $l_2$  in Figure 3). The optimization step takes  $O(n^3)$  time for each subinstance. We initialize the recursion with two outward pointing dummy lines and repeat the process for all sides of  $B$ . This yields an overall  $O(n^9)$  running time. ◀

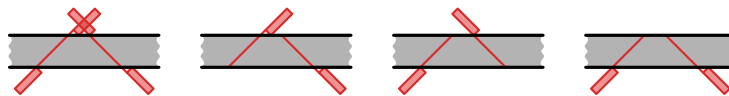
### 3 Hardness

The problem of testing whether a valid labeling exists, in the setting where we disallow crossing leaders, but are allowed to choose at which port each label is placed and are allowed to extend the leaders to any desired length, is NP-hard. We will construct an instance with a rectangular frame which only has lines of slopes 1 and  $-1$ . We will reduce from 3-SAT.



■ **Figure 3** Illustration of the dynamic programming recursion.

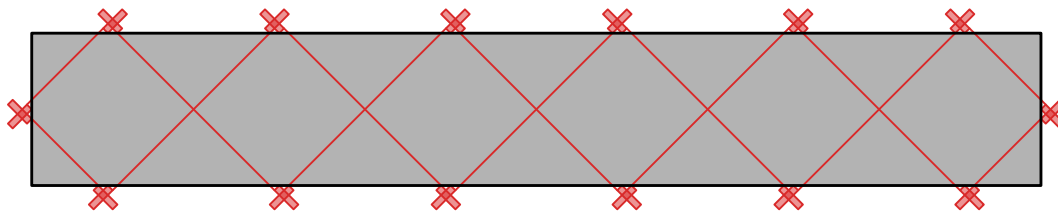
**Variables.** The bulk of the construction consists of *cross gadgets*. A cross gadget consists of two short labels intersecting each other at  $90^\circ$  angles.<sup>1</sup> Figure 4 shows a single cross gadget.



■ **Figure 4** A variable gadget (cross gadget) and its three possible valid solutions.

Note that for a cross gadget it is not relevant on which side of the lines the labels are, and that although labels can be extended, doing so does not change the combinatorial choices of which combinations of sides are possible.

A cross gadget has three possible valid states, and we wish to use them to represent variables, which have two valid states. Furthermore, we would like to enforce multiple cross gadgets to represent the same variable. We can achieve both of these properties by connecting several cross gadgets into a *variable loop*. Figure 5 illustrates a variable loop.



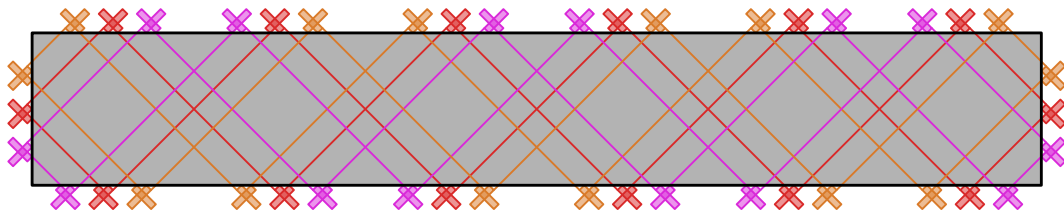
■ **Figure 5** A single variable loop.

By connecting the cross gadgets into a loop, we ensure that only two valid solutions remain for each cross gadget. Note that we can increase the number of occurrences of a cross of the same variable by making the frame wider, and we can increase the distance between consecutive crosses by making the frame higher. We can embed multiple independent loops next to each other, as illustrated in Figure 6.

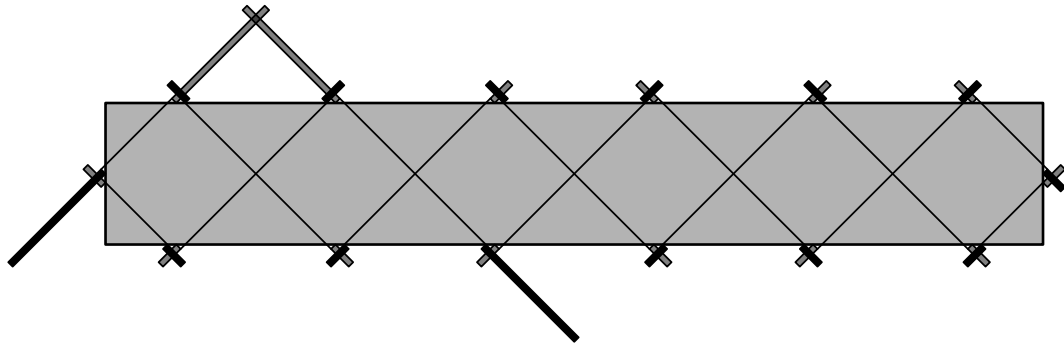
In the construction, we will also need to place some labels which cannot be removed. We create a special variable loop, for which one of the states is disabled by a crossing between a positive and a negative label. We achieve this by making them longer (see Figure 7). Note that forced (black) labels are only forced to be on a particular *side* of  $B$ ; they can still be extended, but we will use them in a way where extending black labels is never useful.

<sup>1</sup> Here, we are only using one side of each line  $l \in \mathcal{L}$ , which corresponds to a setting where not all clues are present in the puzzle. The construction can easily be adapted to the case where both labels are present, by placing them at the same side (i.e. not balanced).

71:6 Labeling Nonograms

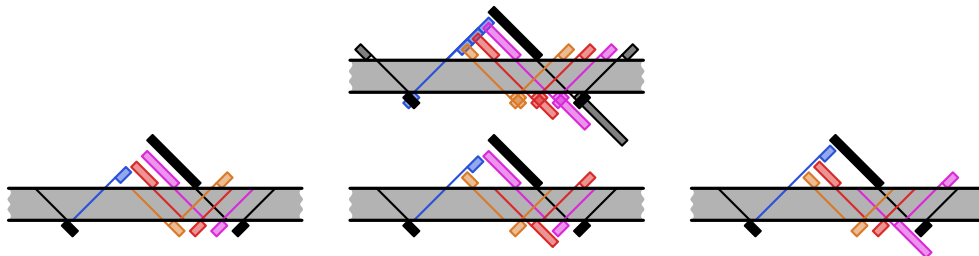


■ Figure 6 Multiple variable loops.



■ Figure 7 A variable loop where one state is impossible; solid black labels are *forced*.

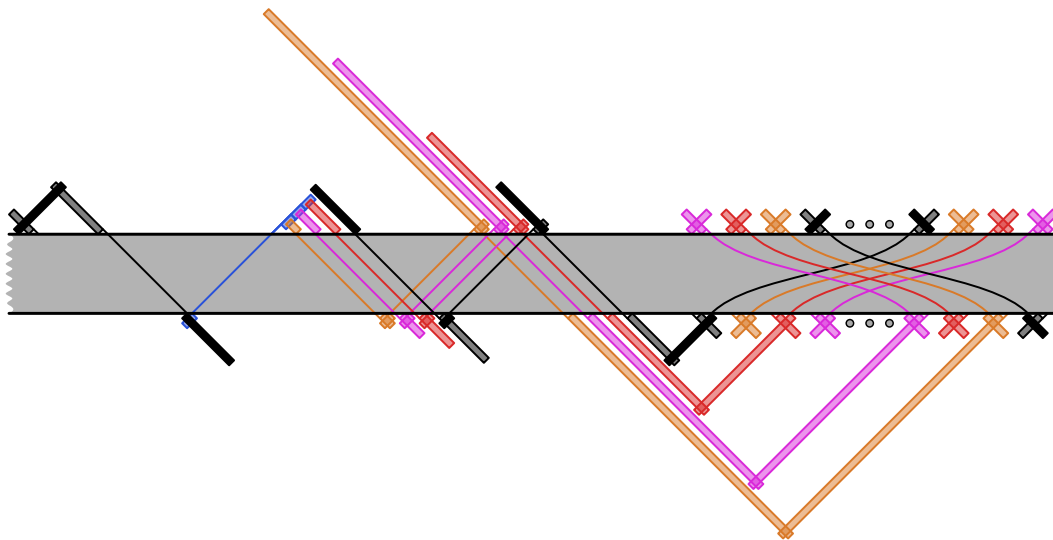
**Clauses.** Next, a clause gadget essentially consists of a single *clause* label which is forced to be at a specific port, but can be extended. Depending on how far it is extended, it will intersect different variable labels. The clause label is restricted to only three essentially different positions by two fixed labels. Figure 8 illustrates a clause gadget.



■ Figure 8 Clause gadget and three possible valid solutions.

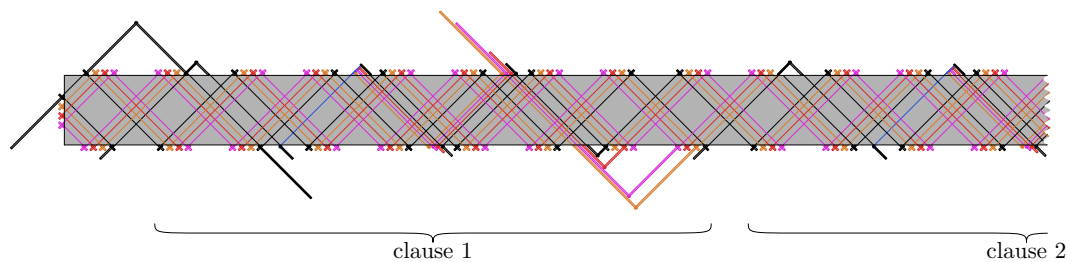
For a clause label, it is important on which side of the line the label is placed: it must be faced towards the variable labels. We need to connect the clause gadget to the correct literals of the three variables involved in the clause, as well as to the fixed loop on two sides. For this, we need to make some very long labels. Figure 9 illustrates how a clause gadget is connected, showing only the relevant labels. Note that the variables may need to be connected to two different groups of cross gadgets in the variable loops.

**The global picture.** Globally, we embed the different clauses horizontally next to each other. Each clause, including its connections, covers a horizontal distance of a constant number of variable zig-zags. These connections are placed between the variable loops, so they do not interfere. Figure 10 shows how the first clause and the beginning of the second clause could look globally, without hiding any labels.



■ **Figure 9** Connecting a clause gadget to the correct literals for clause  $\neg$ purple  $\vee$  red  $\vee$   $\neg$ orange.

The total horizontal distance covered will be  $O(nm)$ . The vertical distance is  $O(n)$ .



■ **Figure 10** The global picture.

► **Theorem 3.1.** *Given a nonogram instance without side assignment and extensible leaders, it is NP-complete to decide whether a valid labeling exists.*

## 4 Future work

Several interesting questions in nonogram labeling remain open. Our hardness reduction uses long labels whose lengths depend on the size of the 3-SAT instance. In contrast, most labels in real-world nonograms are  $1 \times c$  rectangles for small constant values of  $c$ . This raises the question of investigating the computational complexity of nonogram labeling for bounded label lengths. A second question follows from Theorem 2.1. If a compact balanced labeling does not exist, but a non-balanced one does, then a natural optimization problem is to maximize the number of balanced pairs of labels.

## References

- 1 Bengt Aspvall, Michael F. Plass, and Robert Endre Tarjan. A linear-time algorithm for testing the truth of certain quantified boolean formulas. *Information Processing Letters*, 8(3):121–123, 1979. doi:10.1016/0020-0190(79)90002-4.

- 2 Kees Joost Batenburg and Walter A. Kusters. On the difficulty of nonograms. *ICGA Journal*, 35(4):195–205, 2012. doi:10.3233/ICG-2012-35402.
- 3 Michael A. Bekos, Michael Kaufmann, Katerina Potika, and Antonios Symvonis. Multi-stack boundary labeling problems. In S. Arun-Kumar and Naveen Garg, editors, *Foundations of Software Technology and Theoretical Computer Science (FSTTCS'06)*, volume 4337 of *LNCS*, pages 81–92. Springer, 2006. doi:10.1007/11944836\_10.
- 4 Michael A. Bekos, Michael Kaufmann, Antonios Symvonis, and Alexander Wolff. Boundary labeling: Models and efficient algorithms for rectangular maps. *Computational Geometry Theory and Applications*, 36(3):215–236, 2007. doi:10.1016/j.comgeo.2006.05.003.
- 5 Michael A. Bekos, Benjamin Niedermann, and Martin Nöllenburg. External labeling techniques: A taxonomy and survey. *Computer Graphics Forum*, 38(3):833–860, 2019. doi:10.1111/cgf.13729.
- 6 Daniel Berend, Dolev Pomeranz, Ronen Rabani, and Ben Raziel. Nonograms: Combinatorial questions and algorithms. *Discrete Applied Mathematics*, 169:30–42, 2014. doi:10.1016/j.dam.2014.01.004.
- 7 Yen-Chi Chen and Shun-Shii Lin. A fast nonogram solver that won the TAAI 2017 and ICGA 2018 tournaments. *ICGA Journal*, 41(1):2–14, 2019. doi:10.3233/ICG-190097.
- 8 Tim K. de Jong. The concept and automatic generation of the curved nonogram puzzle. Master's thesis, Utrecht University, 2016. URL: <https://dspace.library.uu.nl/handle/1874/337632>.
- 9 Andreas Gemsa, Jan-Henrik Haunert, and Martin Nöllenburg. Multi-row boundary-labeling algorithms for panorama images. *ACM Trans. Spatial Algorithms and Systems*, 1(1):1:1–1:30, 2015. doi:10.1145/2794299.
- 10 Raphael J. Parment. Generation of sloped nonograms. Master's thesis, Utrecht University, 2015. URL: <https://dspace.library.uu.nl/handle/1874/323196>.
- 11 Mees van de Kerkhof, Tim de Jong, Raphael Parment, Maarten Löffler, Amir Vaxman, and Marc J. van Kreveld. Design and automated generation of japanese picture puzzles. *Comput. Graph. Forum*, 38(2):343–353, 2019. doi:10.1111/cgf.13642.
- 12 Mees A. van de Kerkhof. Improved automatic generation of curved nonograms. Master's thesis, Utrecht University, 2017. URL: <https://dspace.library.uu.nl/handle/1874/357864>.